

# **National Children's Science Congress 2018**

## **Evaluation Guide Line**



# Presentation of the Project:

- Two student only one project
- The presentation is to be made by the Team leader only.
- The time limit for the presentation is 8 minutes followed by 2 minutes for interactions.
- It is mandatory that children use 4 number of charts / posters for the presentation.
- Posters must be prepared on 55 cm x 70 cm (21.6" x 27.5") drawing sheets (i.e. chart papers).
- If needed 4-5 power point slides may be used
- should bring their presentations in a virus-free USB drive
- *that the multimedia presentations be allowed in case of technical problems.* It may also be noted that no additional time will be allotted for presenting the slides/ppt.



➤ The **posters** should contain bulleted points of information on

- (1) The project title
- (2) Names of the Team members
- (3) Hypothesis & Objectives
- (4) Map of the area, if any
- (5) Methodology / photographs / Questionnaire
- (6) Results
- (7) Conclusion
- (8) Solution to the problem / futur plan

At the national level, it is always better to have the posters prepared in either English or Hindi.

## Information for participation under CWD group

### Language

**Presentation:** The children under this category will be allowed to present their projects through oral presentation along with a written project report, similar to the children under normal category.

Some of the visually impaired children will prepare their written reports in Braille, and in that case during oral presentation that child will be provided with the help of an **assistant**. In all other cases normal existing procedure will be followed.

**Time:** Although we have specified time of 8 minutes allotted for oral presentations, for the children with disability that might be **relaxed**.

**Evaluation:** At least **one of the evaluators must be a special educator**, who understands the needs and limitations of these children. Other members of the evaluation team in the room should also be compassionate and empathetic to the presenters.

*All other conditions will remain same.*




## **Steps of evaluation**

- 1. Evaluation of Written Report**
- 2. Evaluation of Oral Presentation**
- 3. Evaluation of Poster**  
(during oral presentation itself)




## **Aspects of evaluation:**

- Originality of idea and concept
  - Relevance of the project to the theme
  - Understanding of the issue
  - Data collection and analysis
  - Experimentation/ Validation
  - Interpretation & Problem solving attempt
  - Team work
  - Follow-up and Action plan
  - Improvement over the previous level
- (as per suggestion of the evaluators at district/state level)



### i. District level

Sl. No.	Criteria	Max. marks		Total
		Written Report	Oral Presentation	
1	Originality of idea and concept	10	10	20
2	Relevance of the project to the theme	10	10	20
3	Understanding of the issue	15	15	30
4	Data collection & analysis	15	15	30
5	Experimentation/validation	10	10	20
6	Interpretation and Problem solving attempt	10	10	20
7	Team work	10	10	20
8	Background correction	10	10	20
9	Presentation	10	10	20
	Total	100	100	200




## ii. State level

Sl. No.	Criteria	Max. marks		Total
		Written Report	Oral Presentation	
1	Originality of idea and concept	05	05	10
2	Relevance of the project to the theme	05	05	10
3	Understanding of the issue	15	15	30
4	Data collection & analysis	15	15	30
5	Experimentation/validation	10	10	20
6	Interpretation and Problem solving attempt	15	15	30
7	Team work	05	05	10
8	Background correction	10	10	20
9	Oral presentation/ written report (as applicable)	10	10	20
10	Improvement over the previous level suggested	10	10	20
	Total	100	100	200



### iii. National level

Sl. No.	Criteria	Max. Points
<b>A</b>	<b>Oral Presentation</b>	
1	Originality of idea and concept	05
2	Relevance of the project to the theme	05
3	Understanding of the issue	05
4	Data collection & analysis	10
5	Experimentation/validation	10
6	Interpretation and Problem solving attempt	05



Sl. No.	Criteria	Max. Points
7	Oral Presentation	10
	Sub Total - A	50
<b>B</b>	<b>Written Report</b>	
1	Data Collection /Analysis, Graphical Representation etc.	15
2	Methodology-Experiment/Survey design	15
3	Discussion and Conclusion	10
	Sub Total - B	40
<b>C</b>	<b>Poster Presentation</b>	
1	Lay out	05
2	Logical Framework	05
	Sub Total - C	10
	Grand Total (A + B + C )	100